

DesignRail® Custom Request for Quote

DesignRail® railings are easily adaptable to any exterior, interior, commercial, or residential project. Simply choose from the style options below to create your perfect railing design. When complete, email form to sales@feeneyinc.com and copy your Feeney representative.

* indicates required field

* Dealer Name & Location _____

* Dealer Contact Person _____

* Dealer Phone _____

* Dealer Email _____

* Customer/Project Name _____

* Project Shipping Address _____

Project Timeline _____

* Project Type ☐ Residential - New ☐ Residential - Remodel
☐ Commercial - New ☐ Commercial - Remodel

* Project Location ☐ Indoor ☐ Inland
☐ Outdoor ☐ Coastal (Salt Water)
 Distance from water _____

Feeney Representative _____

STEP 1 Select Railing Height

36-in ☐ 39-in ☐ 42-in ☐

Custom height: _____

Building codes in your area may require your rails to meet a minimum height. Consult your local building codes when choosing a height for your project.

STEP 2 Select Mounting

MOUNTING OPTIONS

☐ Base ☐ Base Plate Covers

☐ Stanchion

☐ Core

☐ Direct Fascia

☐ Fascia Bracket

MOUNTING SURFACE

☐ Wood

☐ Composite over Wood

☐ Concrete Slab

Other _____


FASCIA DETAILS


Fascia Height _____


Thickness (include fascia, trim board and blocking) _____


Height _____ Thickness _____


STEP 3 Select Infill


☐  **1/8" HORIZONTAL CABLE BOTTOM RAIL**
☐ Standard Cablerail Kits ☐ Cablerail Conceal Kits
☐ Intermediate Rail


☐  **1/8" HORIZONTAL CABLE NO BOTTOM RAIL**
☐ Cablerail Conceal Kits
☐ Intermediate Rail


☐  **VERTICAL CABLES**
☐ Intermediate Rail

☐  **VERTICAL PICKETS**
☐ Intermediate Rail


☐  **TEMPERED GLASS**
☐ Intermediate Rail


☐  **RESIN**
 Style _____


☐  **LASER CUT ALUMINUM**
 Style _____


☐  **STAINLESS STEEL MESH**
 Style _____

STEP 4 Select Top Rail

☐  **GRASPABLE TOP RAIL (SERIES 150)**
☐ Post to Post Top Rail
 (Type II graspable stair profile code compliant)

☐  **RECTANGLE TOP RAIL (SERIES 200)**
☐ Over the Post Top Rail

☐  **ELLIPTICAL TOP RAIL (SERIES 350)**
☐ Over the Post Top Rail

☐  **LOW-PROFILE TOP RAIL (SERIES 450)**
☐ Over the Post Top Rail
 (Wood/Composite cap not included)

STEP 5

Select Color

Post Color _____

Top Rail Color _____

Intermediate Picket (square aluminum color)/
Laser Panel Color (if applicable) _____

ColorEasy™
POWDER-COATED ALUMINUM COLORS

BRIGHT WHITE	BRONZE
MODERN WHITE	OIL RUBBED BRONZE
COFFEE CREAM	BRICKYARD RED
SILVER	COMMODORE BLUE
DOVE GRAY	HARTFORD GREEN
IRON GRAY	
BLUE STEEL	"WOOD" TOP RAIL OPTIONS (TOP RAIL SERIES 150/200)
BLACK	WEATHERED GRAY
TEXTURED BLACK	CHERRY
SPARKLING CHAMPAGNE	WALNUT

STEP 6

Select Stair Post Angle

Standard Options choose one)

☐ 23°-28° ☐ 29°-34° ☐ 35°-39°

☐ Custom angle: _____

☐ Blank Post (Posts will not be pre-drilled)

STEP 7

Select Upgrades

- | | |
|---|---|
| <input type="checkbox"/> ADA Handrails | <input type="checkbox"/> Top Rail Lighting |
| <input type="checkbox"/> Intermediate Horizontal Rail | <input type="checkbox"/> Bottom Rail Lighting |
| <input type="checkbox"/> Gate(s) | <input type="checkbox"/> Post Accent Lights |
| <input type="checkbox"/> Stainless Steel Pickets | <input type="checkbox"/> Stainless Steel End Caps |

SKETCH YOUR LAYOUT

* indicates required field

When complete, email form to sales@feeneyinc.com and copy your Feeney representative.