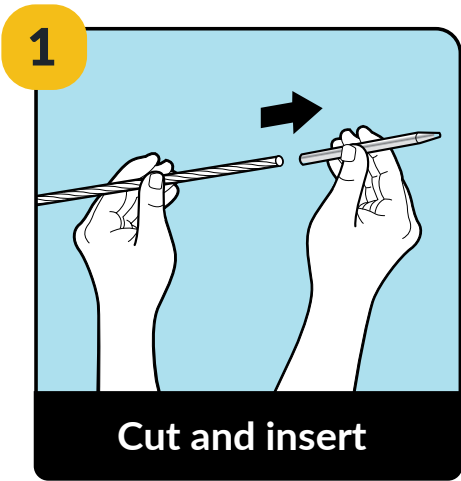


Feeney® Cable Lacing Needle

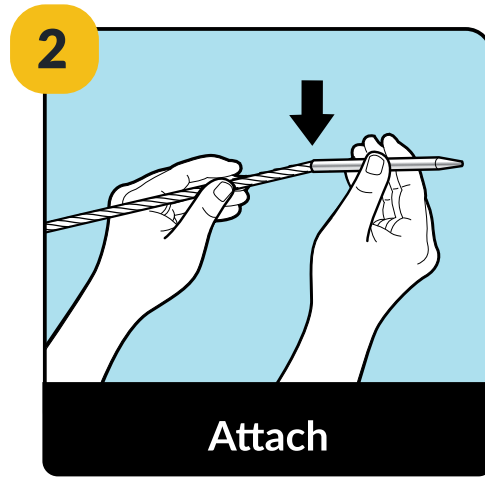
for use with CableRail

The Feeney Lacing Needle (SKU: 3221) is a reusable tool for quickly lacing the loose cable ends through wood, composite, or metal posts.



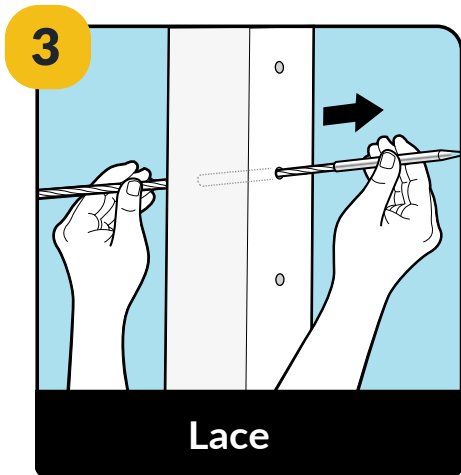
Cut and insert

STEP 1 - Insert cable into needle
Cleanly cut the free cable end and insert it approximately 3/4-inch into the needle hole.



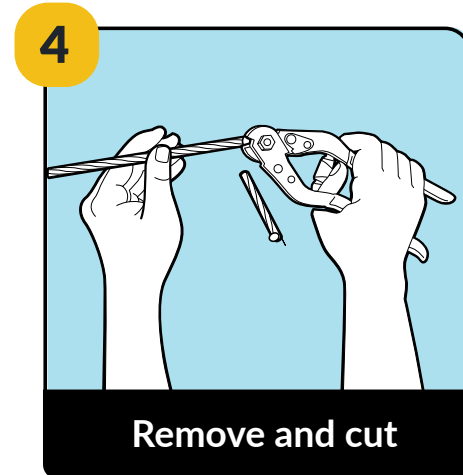
Attach

STEP 2 - Secure the cable in needle
Bend cable to form a slight kink then push it all the way into the hole. The kink will help hold the needle on the cable.



Lace

STEP 3 - Lace the cable through posts
Lace the needle and cable through the post holes.



Remove and cut

STEP 4 - Remove the lacing needle
When finished, remove needle and cleanly cut the cable below the kink mark.