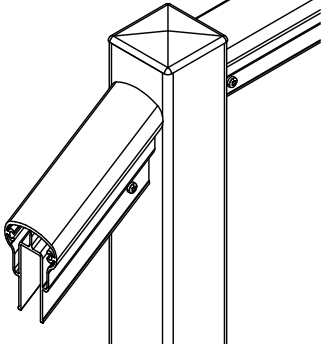
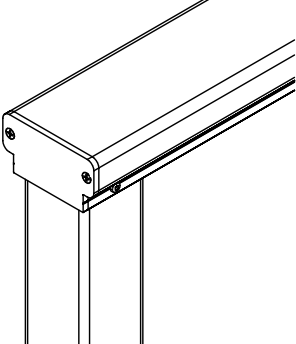
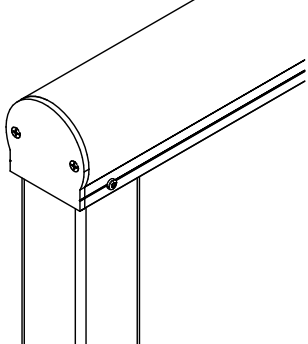
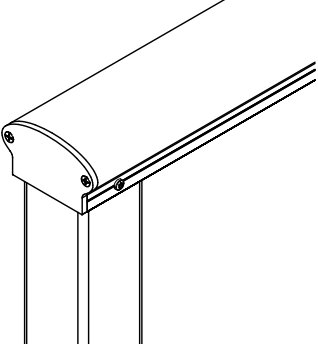
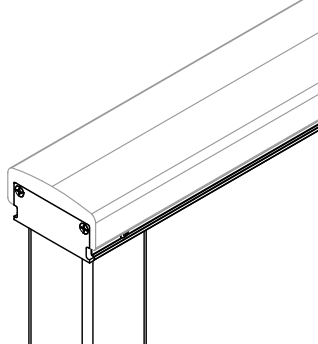
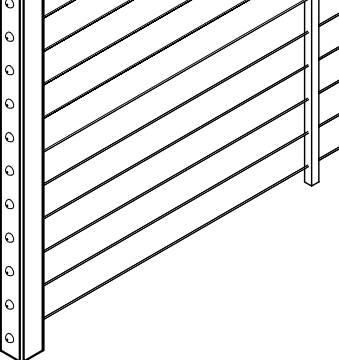
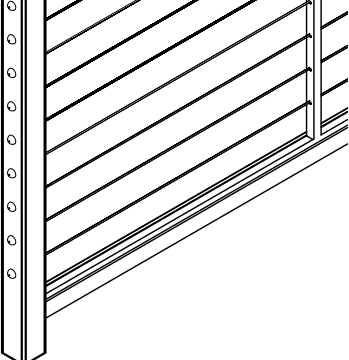
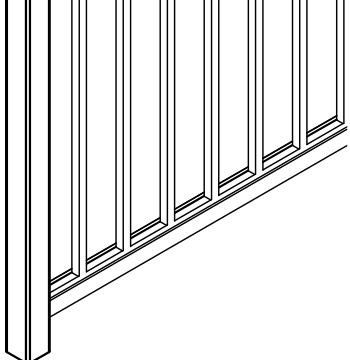
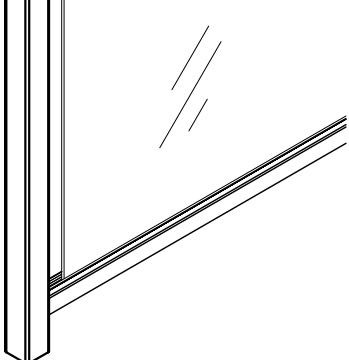
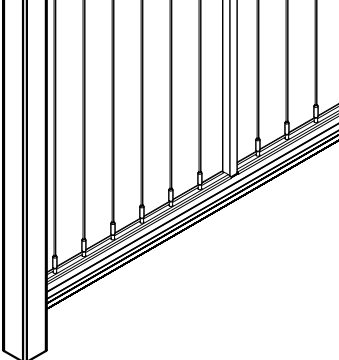
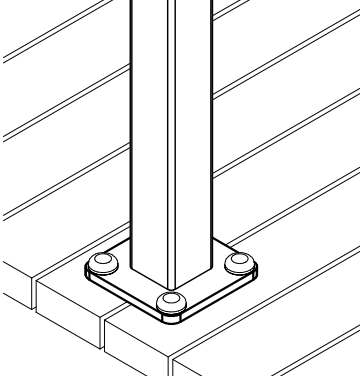
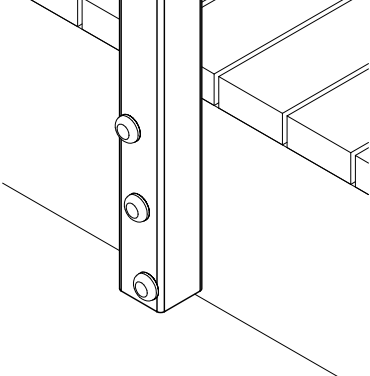
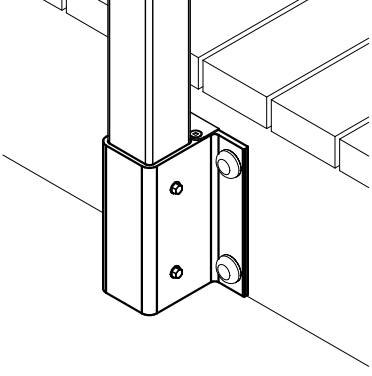
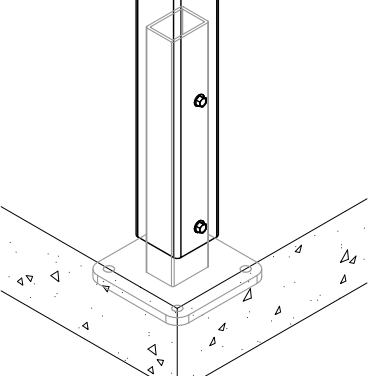
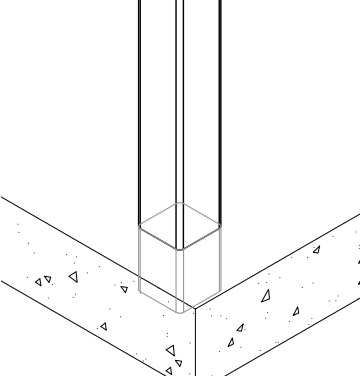


TOP RAIL OPTIONS	 <p>GRASPABLE (SERIES 150)</p>	 <p>RECTANGULAR (SERIES 200)</p>	 <p>ROUND (SERIES 300)</p>	 <p>ELLIPTICAL (SERIES 350)</p>	 <p>LOW-PROFILE FOR WOOD (SERIES 450)</p>
INFILL OPTIONS	 <p>CableRail w/o BOTTOM RAIL (NBR)</p>	 <p>CableRail w/ BOTTOM RAIL (BR)</p>	 <p>PICKET (PKT)</p>	 <p>GLASS (GLS)</p>	 <p>VERTICAL CableRail (VC)</p>
MOUNTING OPTIONS	 <p>BASE MOUNT (BM)</p>	 <p>FASCIA MOUNT (FM)</p>	 <p>FASCIA BRACKET MOUNT (FBM)</p>	 <p>STANCHION MOUNT (SM)</p>	 <p>CORE MOUNT (CM)</p>

DesignRail® Reference Drawing:
System Options

THIS DRAWING IS THE PROPERTY OF FEENEY INC. ANY REPRODUCTION OF THIS DOCUMENT WITHOUT THE EXPRESSED WRITTEN CONSENT OF FEENEY INC. IS STRICTLY PROHIBITED.

DATE:	01/14/14
PAGE:	1 OF 1
REV:	A - 01/17/18
BY:	BWA
CHK:	

feeney 

2603 Union St., Oakland, CA 94607
P: 800-888-2418 F: 510-893-9484
www.feeneyinc.com